


Rat Cage, Polypropylene (PP)

Item No. : BL-RC01 PP/BL-RC-03 PP/BL-RC04 PE ECONO

Size: 1 Set



Introduction

Biolabware Rat Cage RCP Series is a high-quality breeding equipment designed for animal experiments. It integrates key components such as a polypropylene (PP) rat cage, a 304 stainless steel mesh cover, and a drinking bottle. This product is designed to meet the breeding needs of rats in animal experiments, ensure the hygiene and safety of the experimental environment, and improve experimental efficiency and accuracy. Whether it is a scientific research institution, a teaching unit or a pet breeder, Rat Cage can provide an ideal breeding solution.

Rat Cage

- **Structure:** This cage has a regular cubic structure with smooth lines, rounded corners and no sharp corners, ensuring the safety of rats in the cage. The cage frame is made of polypropylene PP material, with a stable overall structure and strong load-bearing capacity.
- **Material:** Made of polypropylene PP material, the whole is white, non-toxic and harmless, high temperature resistant, easy to clean and reusable. This material not only ensures the durability of the cage, but also reduces the potential harm to rats.

SS Wire Lid

- **Structure:** This mesh cover adopts a buckle combination design. There are buckles on both sides of the mesh cover, which can be directly buckled on the rat cage. It is easy to install and firmly fixed to effectively prevent rats from escaping.
- **Material:** Made of 304 stainless steel, it is corrosion-resistant and has high strength, ensuring the durability and safety of the cage.

Drinking Bottle

Biolabware is a trademark of PT Indogen Intertama and is protected by law.



Biolabware reserves the right to make changes to product specifications for the purpose of improvement, and such changes may occur without prior notice.

- **Composition:** It is composed of PP material kettle body, rubber kettle stopper and 304 stainless steel spout. The overall design is simple and practical, easy to disassemble and clean.

Other Parts

- **Pot body mouth:** Reasonable design, easy to add water and clean.
- **Rubber pot stopper:** soft and sealed, effectively preventing water evaporation and impurities from entering.
- **Stainless steel spout:** durable and easy to clean, ensuring hygienic drinking water. The drinking pot can be placed directly on the mesh cover, making it convenient for rats to drink water, and also convenient for researchers to observe and change the water source.

Specification

Cat No	Qty	Photos
BL-RC01 PP <ul style="list-style-type: none">- Cage, Material PP (Polypropylene), Box Dimension: 545*395*200 mm- Stainless steel wire lid- 500 ml PP drink bottle	1ea 1ea 2ea	
BL-RC-03 PP <ul style="list-style-type: none">- Cage, Material PP (Polypropylene) , Box Dimension: 490*370*140 mm"- Galvanized wire lid- 500ml PP drink bottle	1ea 1ea 1ea	
BL-RC04 PE ECONO <ul style="list-style-type: none">- Cage, Material PP (Polypropylene), Box Dimension: 45x35x15- Galvanized wire lid- 500ml PP bottle <i>[Proudly made in Indonesia]</i>	1ea 1ea 1ea	*COMING SOON

Installation

- Rat cage should be placed on a flat, stable surface or on a shelf with good ventilation.
- Provide a clean, suitable, and odor- and moisture-absorbing bedding so that mice can move around without interfering with their movement.
- Cage lid must be positioned atop the cage and locked properly, the hinges must be properly locked.
- Before placing the drinking bottle on the cage, ensure the bottle valve is tightly closed.

Maintenance

- It is crucial to recognize that Polypropylene (PP) material is neither autoclavable nor suitable for heat sterilization.
- Most plastics, especially polyolefins such as PP, possess non-wetting surfaces that resist contamination and are relatively easy to clean. For general applications, cleaning PP with a mild detergent is typically sufficient. After cleaning, rinse thoroughly with tap water, followed by a second rinse using clean or distilled water.
- Disinfection serves to reduce the number of viable microorganisms but does not guarantee complete elimination. Common disinfectants include alcohol, iodophors, and quaternary ammonium compounds. To effectively disinfect a PP cage, wash it with antibacterial dish soap and hot water. While this will eliminate surface bacteria, it may not ensure complete sterilization. For enhanced effectiveness, combine washing with an additional method. A non-diluted alcohol rinse is recommended for optimal results, as both rubbing alcohol and grain alcohol can effectively kill bacteria on plastic surfaces.
- Sterilization, in contrast, eliminates all viable microorganisms. For thorough sterilization of plastic items, soak them in a bleach-water solution, comprising approximately 5 to 10 percent bleach. The contact time required for effective disinfection is minimal.
- Ultraviolet (UV) sterilization is another safe option; but its efficacy is high when combined with an additional sterilization method.

References

<https://indogen.id/panduan-memilih-kandang-tikus-laboratorium-sesuai-standar/>